



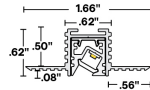

# MICRO 5 POP MUD-IN-FLAT (01)

## STATIC WHITE

24VDC Linear Fixtures - Recessed



410.2 & 410.16  
Closet Rated  
in 1.0-2.0W/ft



- MICRO 5 Series linear LED fixture designed to provide superior light performance and uniformity with discreet integration into drywall
- Two-piece mud-in fixture
- Asymmetric fixture with an 80° focused beam 20° off-nadir
- Once installed, its wings are covered with tape and compound to create a seamless look
- Suitable for installation in the storage area of a clothes closet when specified with LEDs at 2.0 watts or less per foot per NEC regulations

### ORDERING PROCESS

**A** Specify LED Fixture

**B** Specify MUD-IN Housing

### A. LED FIXTURE

#### INFORMATION REQUIRED FOR LIGHTING SCHEDULE

A1	A2	A3	A4	A5
PRODUCT	WATTS/ FT	CCT	RATED	LENS

#### ADDITIONAL INFORMATION REQUIRED TO ORDER

A6	A7	A8	A9	A10	A11	A12	A13	A14
WIRE INPUT/ OUTPUT	CONNECTOR/ WIRE IN	CONNECTOR/ WIRE OUT	WIRE COLOR	WIRE TYPE	MOUNTING	FINISH	LENGTH (IN)	EXACT/ OPTIMAL

Sample Part Number: **POP-MD-01-SW-4.0-30-DRY-DF-S1A-BW-CLS-WH-CL2-MG-SP-48"-E**

<b>A1</b> <b>PRODUCT</b> <b>POP-MD-01-SW</b> <b>POP-MD-01-SW-USA</b> Select USA option for BAA and BABA projects. Only DRY ratings apply. See following pages for compatible power supplies.	<b>A2</b> <b>WATTS/FT</b> 1.0 1.0W/ft 2.0 2.0W/ft 4.0 4.0W/ft 1.0 1.0W/ft 2.0 2.0W/ft 4.0 4.0W/ft	<b>A3</b> <b>CCT</b> 20 2000K 24 2400K 27 2700K 30 3000K 35 3500K 40 4000K 24 2400K 27 2700K 30 3000K 35 3500K 40 4000K	<b>A4</b> <b>RATED</b> DRY IP20 DMP IP54	<b>A5</b> <b>LENS</b> DF Diffused PR Polar For representation of LED visibility, see Diode Visibility section on following pages. For beam angles, see Photometric Performance section on following pages	
<b>A6</b> <b>WIRE INPUT/OUTPUT</b> <b>SINGLE (Input Only)</b> S1A End Feed S1B End Feed S2A Bottom Feed S2B Bottom Feed For continuous mounting, consider bottom feed. <b>PASS THROUGH (Input/output)</b> P1A End Feed P1B End Feed P2A Bottom Feed P2B Bottom Feed For continuous mounting, consider bottom feed.	<b>A7</b> <b>CONNECTOR/WIRE IN</b> BW Bare Wire (Standard 24") BW: Standard length is 24", Max length is 120". Request custom length by writing in part number next to BW (example: BW48) BW Bare Wire (Standard 24") BW: Standard length is 24", Max length is 120". Request custom length by writing in part number next to BW (example: BW48)	<b>A8</b> <b>CONNECTOR/WIRE OUT</b> CLS Closed End (No feed) BW Bare Wire (Standard 24") BW: Standard length is 24", Max length is 120". Request custom length by writing in part number next to BW (example: BW48)			
<b>A9</b> <b>WIRE COLOR</b> WH White BK Black	<b>A10</b> <b>WIRE TYPE</b> CL2 Class 2 CL2P Plenum Rated CL2P only available with bare wire leads (BW)	<b>A11</b> <b>MOUNTING</b> SC Screw SP Spring Clip For either mounting option POP-MD-MNT-KIT is required for mounting POP into the Mud-In Channel	<b>A12</b> <b>FINISH</b> ST Satin BK Black BZ Bronze WH White CU Custom Custom finishes have longer lead times. Non-RAL 9003 whites custom.	<b>A13</b> <b>LENGTH (IN)</b> Minimum length is 12", maximum length is 98.43" not including end caps. Contact us for lengths under 12".	<b>A14</b> <b>EXACT/OPTIMAL</b> E Exact specified length O Optimal illumination Exact fixtures match the exact length you specify, but they may have dim spots at the ends. Optimal fixtures are slightly shorter than the length specified, but provide full illumination from end to end.

5 year warranty | Warranty only valid with QTL power supplies | Field modifications void warranty | Data subject to change, all data has +/- 5% tolerance



MICRO 5 POP MUD-IN-FLAT (01) STATIC WHITE

24VDC Linear Fixtures - Recessed

B. MUD-IN HOUSING

<div>B1</div> <div>PRODUCT</div>	<div>B2</div> <div>LENGTH</div>
POP-MD	

Sample Part Number: POP-MD-FCN

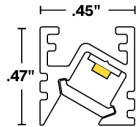
<div>B1</div> <div>PRODUCT</div>	<div>B2</div> <div>LENGTH</div>
POP-MD	<div>FCN</div> Field Cuttable <div>CTL</div> Cut to Length <div>Full length 98.43" housings will be sent for field cuttable specifications. Quantity will be determined by dividing the POP fixture measurements by 98.43 and rounding up. Cut to length housing specifications will be the length of the POP fixture specified, plus .125" for endcaps.</div>



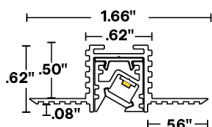
# MICRO 5 POP MUD-IN-FLAT (01) STATIC WHITE

## 24VDC Linear Fixtures - Recessed

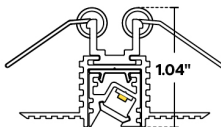
### A1 PRODUCT - DIMENSIONS



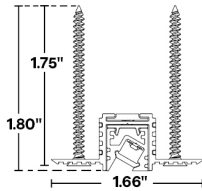
Profile



Profile with mud-in accessory



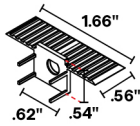
Profile with mud-in accessory and spring clip



Profile with mud-in accessory and screw mount

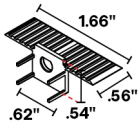
### END CAPS

Flat end caps



Feed

To order separately, use POP-EC-MDIN-A-ST



Feed

To order separately, use POP-EC-MDIN-B-ST

### A2 DELIVERED LUMENS

[Calculated L70 = 70000 hrs]  
Tested with POP-01-SW-\*\*-30-DRY

	1.0 W/FT		2.0 W/FT		4.0 W/FT	
	LM/FT	CRI	LM/FT	CRI	LM/FT	CRI
PR	42	97	85	98	198	98
DF	38	97	74	98	178	98

### A5 DIODE VISIBILITY

SW

DF - Diffused lens



PR - Polar lens



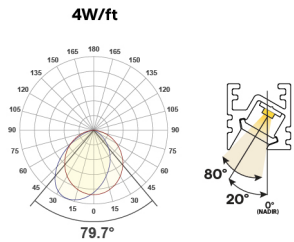


# MICRO 5 POP MUD-IN-FLAT (01) STATIC WHITE

24VDC Linear Fixtures - Recessed

## PHOTOMETRIC PERFORMANCE

Nominal beam spread shown, beam spread varies based on light engine. For more detailed information, see photometric data.



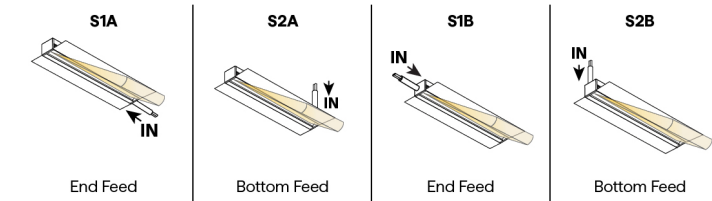
DF lens at 3000K

## TEMPERATURE RATINGS

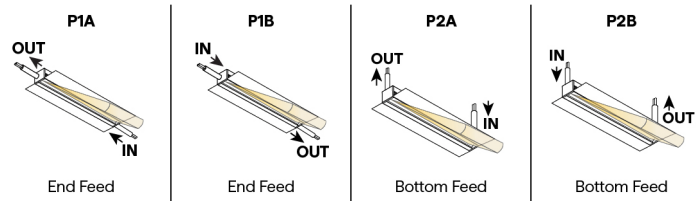
		1.0 W/FT		2.0 W/FT		4.0 W/FT	
		Min	Max	Min	Max	Min	Max
DRY	Ambient Operating Temp - Recessed	-4°F	135°F	-4°F	130°F	-4°F	110°F
DMP	Ambient Operating Temp - Recessed	-4°F	130°F	-4°F	125°F	-4°F	105°F

## A6 WIRE INPUT/OUTPUT

ASYMMETRIC ONLY SINGLE (Input only)



ASYMMETRIC ONLY PASS THROUGH (Input/Output)

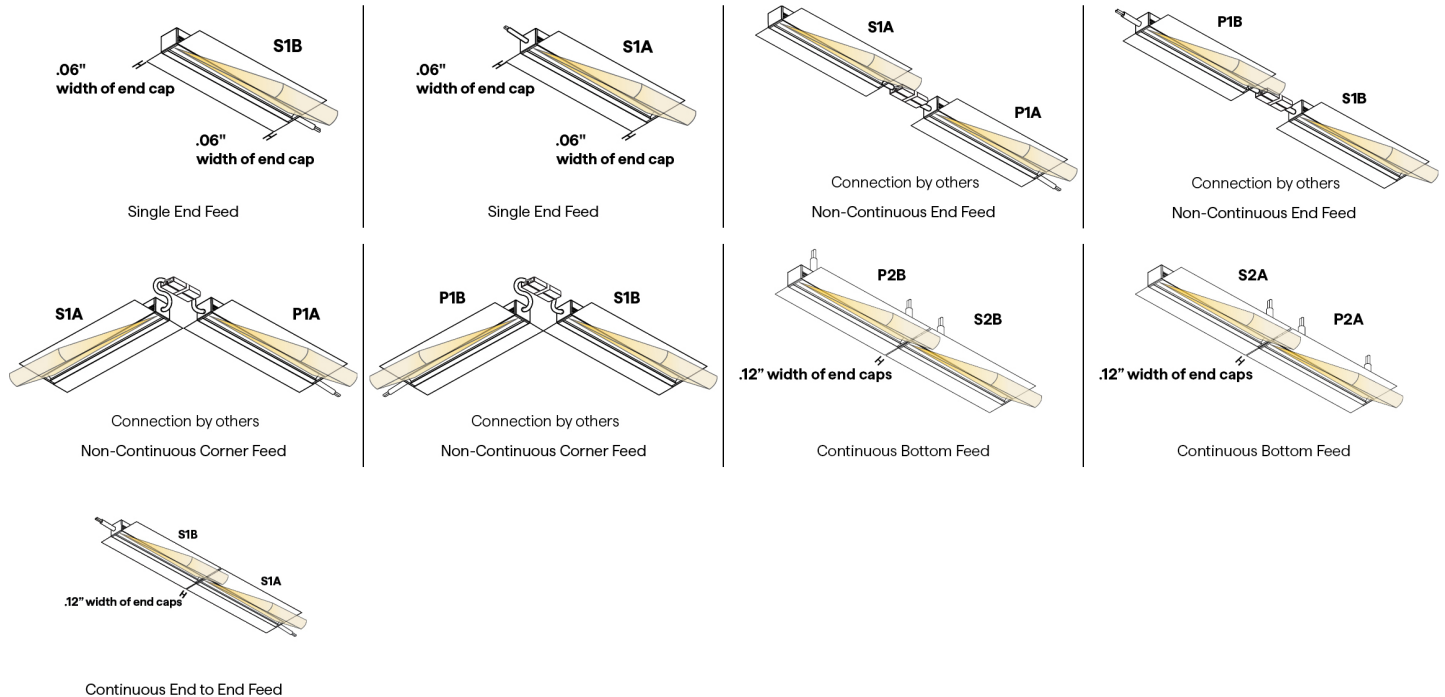




# MICRO 5 POP MUD-IN-FLAT (01) STATIC WHITE

24VDC Linear Fixtures - Recessed

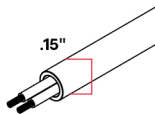
## CONFIGURATION OPTIONS



## A7 / A8 CONNECTOR/WIRE - IN/OUT

Connector/Wire In or Out not needed to specify product. Typical selection is S1 for Wire Input/Output, BW for Connector/Wire In, N/A for Connector/Wire Out

BW



Bare Wire 24"  
22 AWG

## A9 WIRE COLOR

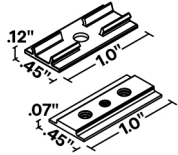
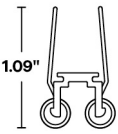










# MICRO 5 POP MUD-IN-FLAT (01) STATIC WHITE

24VDC Linear Fixtures - Recessed

## A11 MOUNTING

POP-MD-MNT-KIT	SP	832	SC
			
Plastic Clip Kit	Spring Clip	832 Silicone	Screw
2 clips provided for 4' or less; 4 clips provided for greater than 4'	Only to be used with mud-in accessory	Sold separately	6 #6x1.75" flat head screws are provided for each full length of MUD-IN
To order separately use POP-MD-MNT-KIT	4 clips provided for each full length of MUD-IN		
Each clip comes with a #4 x 3/16 Flat Head SS" and two #6 x 1/8" long set screws	To order separately use SP-02		

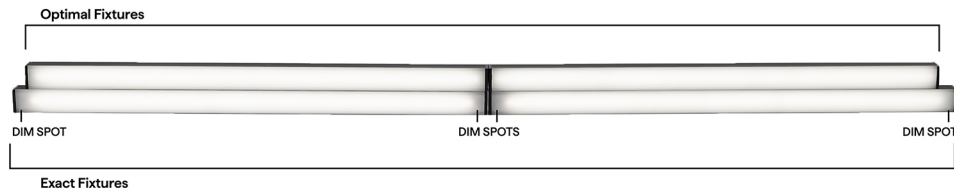
## A12 FINISH

	Satin
	Black
	Bronze
	White

Custom finishes require a longer lead time, consult factory

## 15 EXACT/OPTIMAL FIXTURE LENGTH

Exact fixtures are the exact length specified. Optimal fixtures' length is rounded down based on LED cut points to allow the fixture to be illuminated end to end. For runs with multiple fixtures that need to fill a specific length, it's recommended to order all optimal fixtures with an exact fixture at the end of the run.






# MICRO 5 POP MUD-IN-FLAT (01) STATIC WHITE



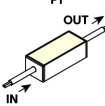
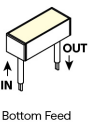
24VDC Linear Fixtures - Recessed

## SW DRY DMP LENGTHS BY INCH

### EXACT LENGTH

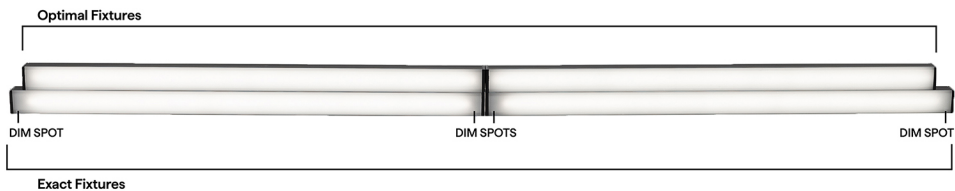
Requested Length	Potential dim spot on either end of a S1 fixture  S1  End Feed
12"	0.5"
13"	0.5"
14"	0.5"
15"	0.5"
16"	0.5"
17"	0.5"
18"	0.5"
19"	0.5"
20"	0.5"
21"	0.5"
22"	0.5"
23"	0.5"
24"	0.5"
36"	0.5"
48"	0.5"
60"	0.5"
72"	0.5"
84"	0.5"
96"	0.5"

### OPTIMAL LENGTH

Requested Nominal Length	S1A/B & S2A/B		P1A/B & P2A/B	
	S1  End Feed	S2  Bottom Feed	P1  End Feed	P2  Bottom Feed
12"	11.50"		11.75"	
13"	12.50"		12.75"	
14"	13.50"		13.75"	
15"	14.50"		14.75"	
16"	15.50"		15.75"	
17"	16.50"		16.75"	
18"	17.50"		17.75"	
19"	18.50"		18.75"	
20"	19.50"		19.75"	
21"	20.50"		20.75"	
22"	21.50"		21.75"	
23"	22.50"		22.75"	
24"	23.50"		23.75"	
36"	35.50"		35.75"	
48"	47.50"		47.75"	
60"	59.50"		59.75"	
72"	71.50"		71.75"	
84"	83.50"		83.75"	
96"	95.50"		95.75"	

### A14 EXACT/OPTIMAL FIXTURE LENGTH

Exact fixtures are the exact length specified. Optimal fixtures' length is rounded down based on LED cut points to allow the fixture to be illuminated end to end. For runs with multiple fixtures that need to fill a specific length, it's recommended to order all optimal fixtures with an exact fixture at the end of the run.





# MICRO 5 POP MUD-IN-FLAT (01) STATIC WHITE

24VDC Linear Fixtures - Recessed

## COMPATIBLE POWER SUPPLIES

See power supplies cut sheets for more information. Data subject to change, all data has +/- 5% tolerance.

DIM TO LEVEL	INDOOR
	MICRO 5-SW
Dim to Black	Q6M-DC+CAP QTM-DC+CAP IQ-PH+QD1
0.1%	QT-CAB-QZ-PH/0-10V QT-CAB-eLED+0-10V QT-CAB-eLED+0-10V-AWN QT-CAB-eLED+DALI-DT6 QT-CAB-eLED+DALI-DT6-AWN QTM-eLED+0-10V QTM-eLED+0-10V-AWN QTM-eLED+DALI-DT6 QTM-eLED+DALI-DT6-AWN QZ-BOWTIE+DIMMER QZ-DMX QZ-PH/0-10V QZ-STICK-PH/0-10V QZLP
1%	QTM-eLED(E) QZ-DALI-DT6
10%	Non-Dim Power Supply with SW App Dongle

DIMMING PROTOCOL	INDOOR
	MICRO 5-SW
Non-Dim	QT-CAB-eLED-ND QTM-eLED-ND QZ-ND
Phase	Q6M-DC+CAP QT-CAB-QZ-PH/0-10V QTM-DC+CAP QTM-eLED(E) QZ-BOWTIE+DIMMER QZ-PH/0-10V QZ-STICK-PH/0-10V QZLP IQ-PH+QD1
0-10V	QT-CAB-QZ-PH/0-10V QT-CAB-eLED+0-10V QT-CAB-eLED+0-10V-AWN QTM-eLED+0-10V QTM-eLED+0-10V-AWN QZ-PH/0-10V QZ-STICK-PH/0-10V QZLP
Lutron Athena	QT-CAB-eLED+0-10V-AWN QT-CAB-eLED+DALI-DT6-AWN QTM-eLED+0-10V-AWN QTM-eLED+DALI-DT6-AWN
ECO System	QTM-eLED(E)
DMX	QZ-DMX
DALI-2: DT6	QT-CAB-eLED+DALI-DT6 QT-CAB-eLED+DALI-DT6-AWN QTM-eLED+DALI-DT6 QTM-eLED+DALI-DT6-AWN QZ-DALI-DT6
SCENE App Dimmed	Non-Dim Power Supply with SW App Dongle












# MICRO 5 POP MUD-IN-FLAT (01) STATIC WHITE

24VDC Linear Fixtures - Recessed

## COMPATIBLE WIRING ACCESSORIES

<b>Q-mini-J</b>  1.25" x 2"	<b>Q-mini-J5</b>  2.27" x 2.80"	<b>BARREL-EXT</b>  8ft barrel cable extender DRY ONLY	<b>BARREL FOUR-FER</b>  Splits lead from one to four LED Barrel connector fixtures, DRY/DMP	<b>CON120-EXT</b>  10ft Con cable extender DRY/DMP/WET	<b>CON FOUR-FER</b>  Splits lead from one to four LED Con connectors DRY/DMP/WET	<b>CON M - BARREL F</b>  Male con to barrel cable adaptor DRY/DMP
--	--	---	--	--	--	--

## COMPATIBLE CONTROL ACCESSORIES

### SCENE APP DONGLE



## COMPATIBLE APPS

### NFC APP



Read and write DMX addresses and adjust voltage